

STANDARD PLUG-IN SOFTWARE FOR ADOBE® ILLUSTRATOR® CC



[Main features] Simple and direct cutting from Adobe Illustrator / "Multiple cut function" allows the plotter to cut on the same contour cutting line several times with different cut conditions. "Split cut function" prevents an overcut of the media/substrate.



The combination of FineCut8 and a register mark reading sensor allows calibrated inclination of coordinates or distance to assure accurate cutting. To prevent incorrect cutting, long contour cutting lines are split and individually cut. This split cut function avoids having the blade cut the media/substrate beyond the specified range.

CFL-605RT SPECIFICATIONS | ACCESSORIES

Type	Flatbed cutting plotter	
Driving method	XYZ/Zθ 4 axes: DC servo motor	
Material holding method	Air suctioning by a vacuum unit	
Maximum media	630mm×530mm	
Cutting area	610mm×510mm	
Maximum cutting speed	XY: 423 mm/s (45° angle direction) Z: 30 mm/s	
Maximum downforce pressure	Eccentric cutter: 1,000g / Tangential cutter and Creasing roller: 1,500 g	
Maximum media thickness	Reciprocating cutter: 10 mm / Tangential cutter: 2 mm	
Maximum media weight	20 kg (This is not one-point-load strength)	
Static accuracy	Repeatability	0.2 mm or lower (Material shrinkage is ignored)
	Distance accuracy	Moving distance × ±0.2% or lower or ±0.1 mm or lower Larger value is applied
	Original repetition accuracy	0.1 mm or lower
A unit	Attachable tools: Eccentric cutter, Pen	
B unit	Attachable tools: Reciprocating/Tangential cutter, Creasing roller	
Command	MGL-II c3	
Interface	USB 2.0(High Speed), RS-232C, Ethernet	
Power specification	Single phase AC 100-120 V/200-240 V, 50/60 Hz	
Noise level	70 db or lower(The maximum level is generated while a reciprocating cutter or a vacuum blower is used.)	
Power consumption	500W	
Dimensions (W×D×H)	1,320mm×1,045mm×1,100mm	
Weight	109 kg or lower (Blower, 20 kg, included)	
Warranty period	1 year	
Certifications	VCCI class A, CE marking (Machinery directive, RoHS directive), CB, UL 60950-1, REACH, FCC class A	

Product number	Product name	QTY per package	Compatible product model	Note
SPA-0183	Pen holder for MITSUBISHI	1	CG/CF series	One refill is attached Compatible refill: SPC-0726
SPC-0726	Refill for MITSUBISHI ballpoint pen	10	CG/CF series	Compatible holder: SPA-0183
SPB-0086	Super hard edge 2"x 10 mm	5	CFL	One blade is attached as a standard accessory
SPA-0260	Cutter holder 07L	1	CFL	Standard accessory
SPB-0043	High-speed steel blade 30°	200	CF series	Standard accessory
SPB-0045	Carbide blade 30°	3	CF series	
SPA-0261	Tangential Cutter holder 2N α	1	CFL	Standard accessory
SPA-0259	Eccentric cutter holder C	1	CFL	Standard accessory
SPB-0085	Eccentric cutter blade C	3	All cutting plotter models	One blade is attached as a standard accessory Compatible holder: SPA-0001/SPA-0090/SPA-0259
SPC-0785	Felt mat 605	1	CFL	Standard accessory
SPC-0786	Cutting mat 605	1	CFL	Standard accessory
SPC-0787	Adsorption sheet	1	CFL	100 m per roll
SPA-0262	Creasing holder L	1	CFL	Standard accessory
SPB-0087	Creasing roller φ9	1	CFL	Standard accessory
SPB-0030	Swivel Blade for PVC with low-pressure	3	All cutting plotter models	
SPB-0006	Swivel Blade for reflecting sheet	2	All cutting plotter models	
SPB-0007	Swivel Blade for fluorescent sheet	3	All cutting plotter models	
SPB-0001	Swivel Blade for PVC sheet	3	All cutting plotter models	
SPB-0003	Swivel Blade for small letters	3	All cutting plotter models	
SPA-0001	Cutter holder	1	All cutting plotter models	
SPA-0090	Cutter holder	1	All cutting plotter models	Standard accessory
OPT-S1005	Blade tip adjuster	1	All cutting plotter models	Loupe
OPT-C0066	Blade tip adjuster	1	All cutting plotter models	Dial type
SPA-0163	Grease	1	All cutting plotter models	Standard accessory

Some of the samples in this brochure are artificial renderings. Specifications, design and dimensions stated may be subject to change without notice (for technical improvements, etc.)

CFL-605RT



Mimaki CFL-605RT Compact Flatbed Cutting Plotter

Multi-function cutting plotter for accurate cutting and creasing to meet a range of work demands



Mimaki USA, Inc. | 150-A Satellite Blvd. Suwanee, GA 30024 | 888-530-4021 | info@mimakiusa.com

© 2015 Mimaki USA, Inc. All rights reserved. Ver. 1.1



CFL-605RT Compact Flatbed Cutting Plotter

Compact multi-function cutting plotter

CFL-605RT is compact but provides a wide range of functions including eccentric, tangential, and reciprocating cuttings and creasing. Ideal for package mockup production and small-hot package production.



Cutting and creasing with one compact plotter unit

The versatile CFL-605RT plotter is capable of cutting and creasing. It can be used on paper, PET as well as film.

Eccentric cutter

Maximum cutting thickness: 1 mm
Materials are properly cut with an optimal downforce setting from 30 and 1,000 g for optimum cutting



Creasing roller

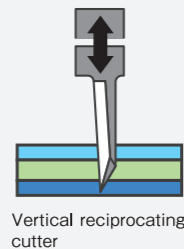

The roller creases materials and enables the creation of a perfect package. Downforce pressures are adjustable from 500 to 1,500 g depending on the material.



Reciprocating cutter for cutting cushioning material

Cushioning for packaging can also be cut with CFL-605RT. Thick materials are neatly cut by a vertical reciprocating motion. The reciprocating cutter is capable of cutting materials of up to 10-mm thickness.

Reciprocating cutter (vertical reciprocating cutting)



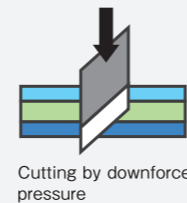
The blade cuts thick materials by a vertical reciprocating motion. It is ideal for foam or cardboard cutting. In addition, the blade is capable of cutting a range of material thicknesses, from thin to thick, by precisely controlling the blade edge direction. (Before cutting, please place a felt mat on the cutting table under the material to hold it in place.)

[Optimum materials for a reciprocating cutter]
Cardboard, foam plastic board, and sponge

Tangential cutter for thick material cutting

The blade is able to cut not only thick materials up to 2 mm but also thin films by controlling low and high downforce pressures precisely.

Tangential cutter (Cutting materials by downforce pressure)



The blade edge is automatically and precisely controlled along contour cutting lines specified by the software. It is good for cardboard and foam board.

[Optimum materials for a tangential cutter]
Coated cardboard, reflective vinyl, rubber sheets, industrial materials, and F/G flute cardboard.

Maximum vertical vibration rate: 3,000 reciprocating motions/min.

Vibration stroke: 5 mm

Downforce pressure: 1,500 g (Fixed pressure value)

Maximum cutting thickness*: 10 mm

(*Thickness varies depending on materials.)


Downforce pressure: 500–1,500g (Optimum pressure varies depending on material)

Maximum cutting thickness*: 2mm

(*Thickness varies depending on material)

Accurate cutting by reading register marks

A sensor reads register marks on the material for precise cutting.




Offering various tool combinations to meet a range of work demands

Depending on application, different tools for each unit can be switched in for optimum cutting.

[Adjustable tools for each unit]


- [A unit]
Pen/Tangential cutter
- [B unit]
Reciprocating cutter
Tangential cutter
Creasing roller

*Tools need to be switched manually by users.



A vacuum suction system reduces lifting of material during operation by holding the material in place.

Lightweight or thin materials tend to move or lift during cutting; therefore, CFL-605RT offers a combination of features to prevent this problem. A compact built-in vacuum unit holds the material in place during reciprocate cutting. An adsorption sheet (SPC-0787) put on top of the material to be cut enhances vacuum suction by reducing air flow through the material, and the adsorption sheet is easily unrolled from the left side of machine.



*Please place felt mat 605 (SPC-0785) on the cutting table during reciprocate cutting.
*Please tape four corners of any material that cannot be held securely by the vacuum unit.
* An adsorption sheet (SPC-0787) is sold separately.



Easy mock-up production in combination with UV inkjet printer!

Conventionally, there are many work processes involved in creating packaging for a product. You might ask an outside contractor to create the package; however, it would take longer to complete the work because of misunderstandings, distance, time differences, etc. The combination of CFL-605RT and UJF-6042* offers a total solution, not only for printing on a product but also for the design and creation of product cushioning and packaging. This combination delivers effective high-mix low-volume production and significantly shortens the lead time for prototype creation and small-hot production by on-demand fabrication.



Compact flatbed cutting plotter

CFL-605RT

LED UV curing flatbed inkjet printer

UJF-6042
UV PRINTER

(Printing and packaging processes) Printing on USB memory sticks and creating packaging

Production processes by UJF-6042

Production processes by CFL-605RT



Direct printing of decorations onto a USB memory stick

Printing on coated cardboard

Cutting the printed cardboard to make packaging

Cutting of cushioning material

Assembling every part for finishing!